

It's not a convention center.
It's a relationship building.



FACTS & FLOOR PLANS

MINNEAPOLIS FACTS & INFORMATION

METRO AREA POPULATION

3.4 million (2012)

MINNEAPOLIS POPULATION

392,880 (2012)

GEOGRAPHY

58.70 sq. mi. / 152.03 sq. km.

LOCATION

Minneapolis is about a 2.5-hour flight from most major U.S. cities. More than 28 million people can reach the Minneapolis area within an eight-hour drive.

WEATHER

Average daily high temperatures

- ▶ January, 22° F / -6° C
- ▶ April, 56° F / 13° C
- ▶ July, 83° F / 28° C
- ▶ October, 58° F / 14° C

Average rainfall: 26 in. / 66 cm.

Average snowfall: 46 in. / 117 cm.

TRAVELING BY AIR


A hub of one of the largest airlines – Delta Air Lines – and one of the top 30 busiest airports in the world, Minneapolis is a gateway to the globe. Its 32 million annual passengers travel to and from 122 domestic and 26 international markets.

Minneapolis-St. Paul International Airport (MSP) and its leadership have received various awards, including areas of safety, fiscal management, labor relations, legal oversight, snow and ice control, concessions, airport design and development, and marketing and communications.

GROUND TRANSPORTATION

Minneapolis' compact downtown area makes it easy to get around. If you choose to drive, there are thousands of parking spaces and hundreds of parking meters. A day's worth of parking usually costs \$6-20. Visitors can catch a cab from any hotel or hop on our public transportation system. METRO light rail and bus fares range from \$1.75 to \$3 based on time of day. If you'd rather stay inside while walking, our eight-mile, climate-controlled skyway system is perfect.

Free bus rides are available on Nicollet Mall in downtown Minneapolis including to and from the Minneapolis Convention Center. The free-ride buses run every 10 minutes on weekdays and every 15 to 30 minutes on weekends. More information is available at www.metrotransit.org/freeride.



MINNEAPOLIS CONVENTION CENTER

Combining all the amenities you need with exceptional service from the most skilled staff, the Minneapolis Convention Center serves up made-to-order events.

A blend of form and function, the Minneapolis Convention Center provides aesthetically-pleasing and innovative solutions for a variety of conventions and meetings. It boasts a unique auditorium, superb production capabilities and flexible technology options. Extra features like The UPS Store, the Visitor Information Center and Dunn Bros. Coffee ease pressure for planners and attendees once on site. The UPS Store fulfills all types of document creation and duplication needs. The Visitor Information Center provides assistance to attendees with information about the city, public transportation, hotels, restaurants, attractions and more.

The convenient location that is close to freeways and 20 minutes from the MSP International Airport makes the Minneapolis Convention Center easy to use. Connected by a climate-controlled skyway system to nearly 5,000 of the 6,000 downtown hotel rooms, plus dining and attractions – everything is within walking distance from the Minneapolis Convention Center.

GENERAL INFORMATION

A 900-space underground parking ramp is connected to the Convention Center via a glass-enclosed skyway. An additional 8,000 parking spaces are located within four blocks.

For disabled visitors, ramp curb cuts and power-operated doors are standard building features, along with accessible restrooms and public elevators.

Security personnel utilize 300 cameras to monitor the Convention Center and provide 24-hour watch over all interior and exterior doors, 365 days a year.

A computerized sound system is capable of supplying any audio source to the entire facility.

A zone-specific emergency public address system permits targeted announcements 24 hours a day.



FOOD & BEVERAGE INFORMATION

Kelber Catering, Inc. has been providing high-quality cuisine and service as the exclusive in-house caterer since 1964. Locally owned and operated, Kelber features custom-designed menu creations in addition to the extensive standard menu selection for your special function.

Operating out of a 16,000-square-foot kitchen and bakery facility, Kelber's award-winning executive chef and professional culinary staff are able to accommodate groups of 10 to 10,000+.

In addition, seven permanent retail food outlets, a variety of portable cafeterias and gourmet coffee kiosks are available.

Menus are viewable on the Minneapolis Convention Center's website at www.minneapolisconventioncenter.com.

Dunn Bros. Coffee cafe is located in the first-floor main lobby. Owned and operated by Kelber Catering, the cafe is open daily 7 a.m. – 5 p.m. and offers fresh baked goods and sandwiches prepared in Kelber's on-premise bakery by their award-winning pastry chefs.

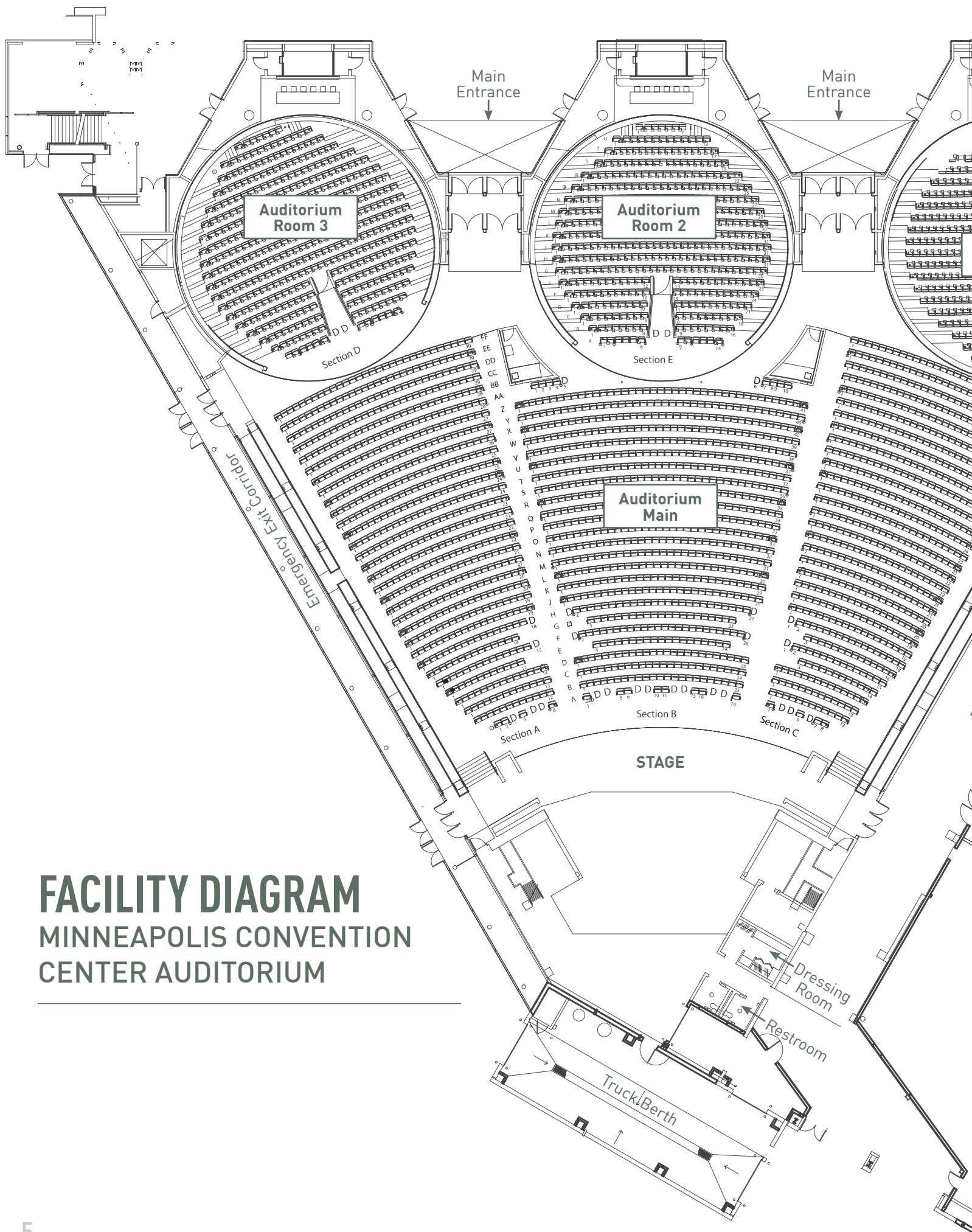
All coffee served by Kelber Catering in the Minneapolis Convention Center, including catering functions and retail outlets, is roasted on-premise by Dunn Bros.-certified roasting professionals.





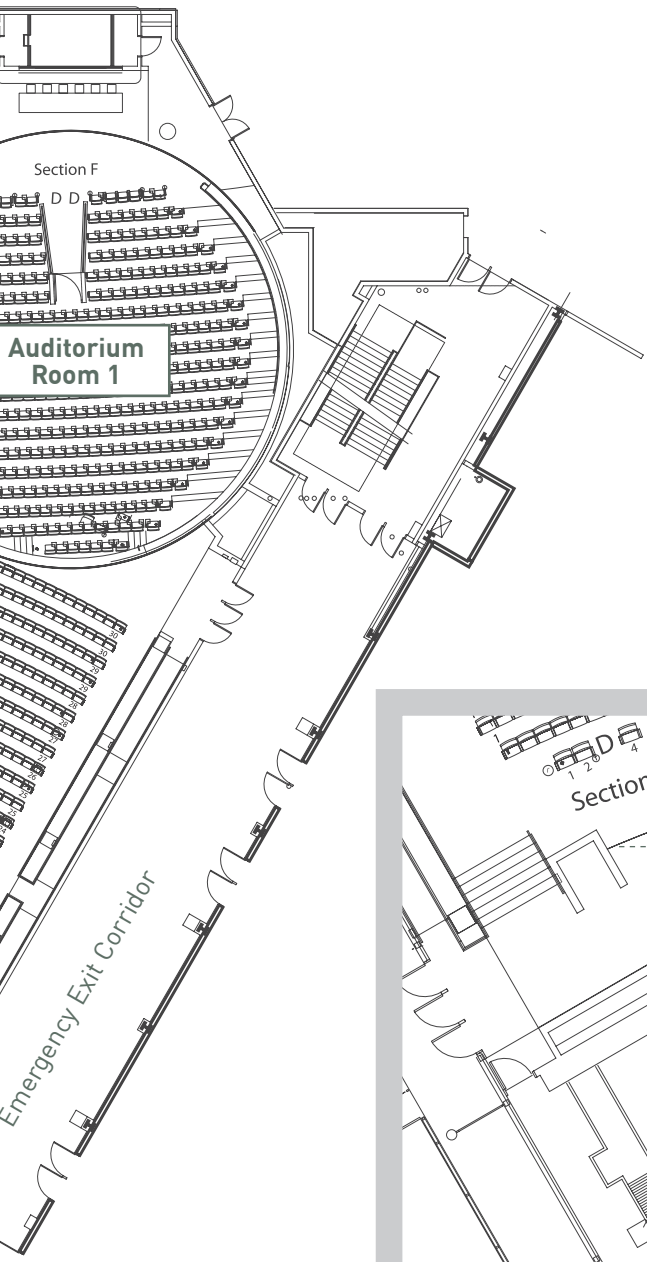
AUDITORIUM

Featuring a world-class, 3,433 fixed-seat auditorium capable of handling any type of event, the Minneapolis Convention Center hosts business meetings and large production entertainment events alike. Its most unique feature is the capability to break into four separate sections in less than 30 minutes. Three lecture halls, each seating 428 people, are positioned on turntables that rotate 180 degrees. Each of these sections can be part of the total seating capacity or rotate to private lecture halls, where seats are equipped with a fold-up tablet arm and individually wired for data and electricity. The main seating area of 2,143 seats can be used as a separate meeting room or for smaller general sessions. This quality learning facility is furnished with in-house audio/visual equipment, including front and rear screens, wiring for digitized video, the latest technology for allowing satellite links, fiber-optics, easy Internet access, ISDN and T1 lines.



FACILITY DIAGRAM

MINNEAPOLIS CONVENTION CENTER AUDITORIUM

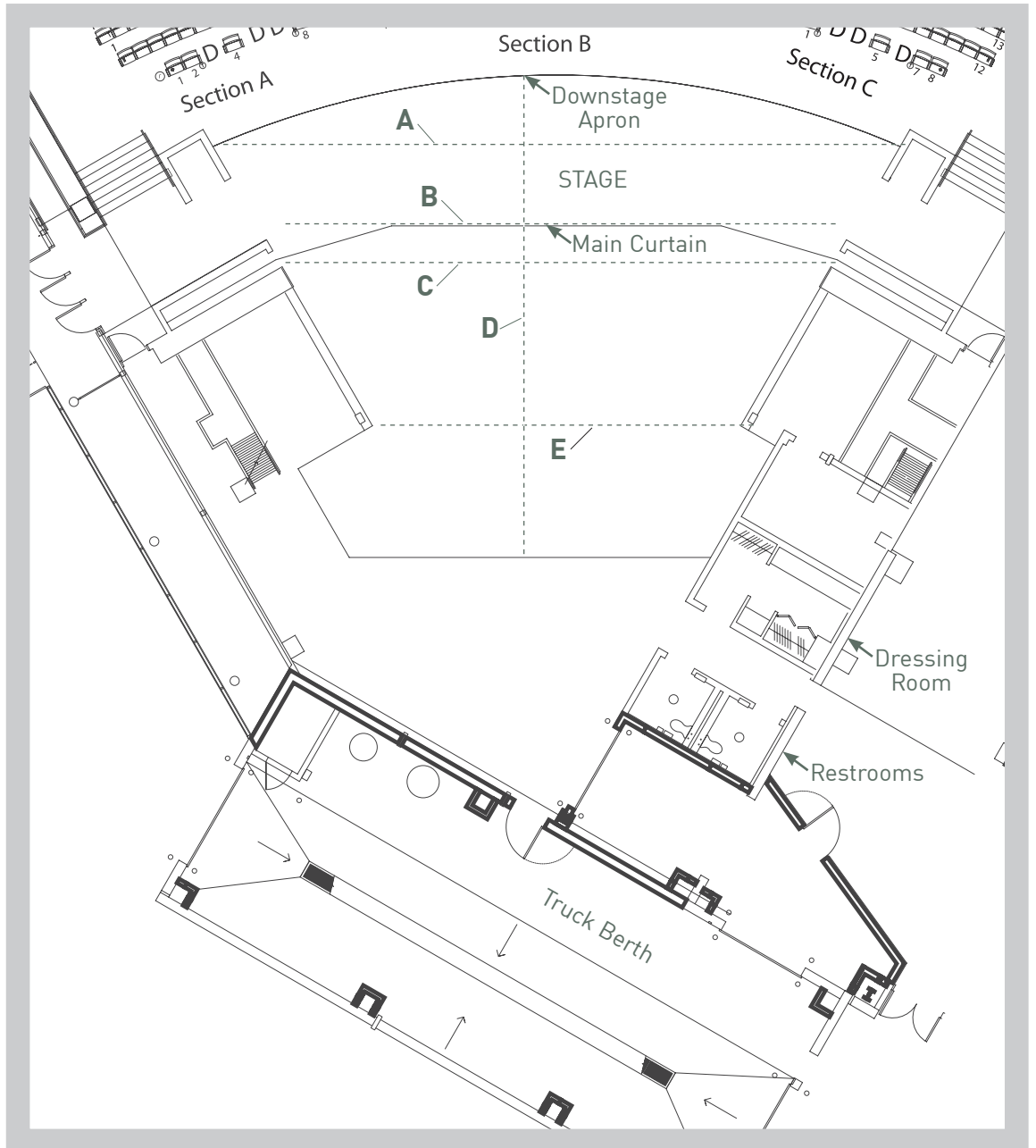


AUDITORIUM

| | Maximum Theater Capacity |
|---------------------------|--------------------------|
| AUDITORIUM (all sections) | 3,433 |
| AUDITORIUM MAIN | 2,143 |
| AUDITORIUM ROOMS 1, 2 & 3 | 428 each room |

STAGE DIAGRAM

- A (Apron) – 75'
- B (Main Curtain) – 63'
- C (Stage Depth) – 52'6"
- D (Width at Proscenium) – 63'
- E (Upstage Back Drape) – 40'



*D on floorplans denotes seat for wheelchair
Please see manifest for numbering

ALL LEVELS

EXHIBIT HALL INFORMATION

LIGHTING

- ▶ LED lights
- ▶ Zoned on/off controls permit tailored lighting patterns
- ▶ Four spotlight platforms are available on the mid-level catwalk

ELEVATED SEATING

- ▶ Portable, telescopic risers feature elevated seating for up to 2,000

FREIGHT ACCESS

- ▶ 15'-wide covered loading bays (36), plus eight drive-in doors
- ▶ Truck marshalling area directly behind the Convention Center features 88,000 sq. ft. of fenced and lighted space

UTILITIES

- ▶ Flush mounted floor boxes on 30' centers provide electrical, cable TV and telephone connections, microphone access to PA system
- ▶ Cold water and drains are available in each hall
- ▶ Electrical service features 120/208-volt, 100-amp, single and three phase current, with additional currents available
- ▶ Natural gas is available at select points
- ▶ Catwalks feature convenient access to compressed air, plus 480-volt, 100-amp three phase current

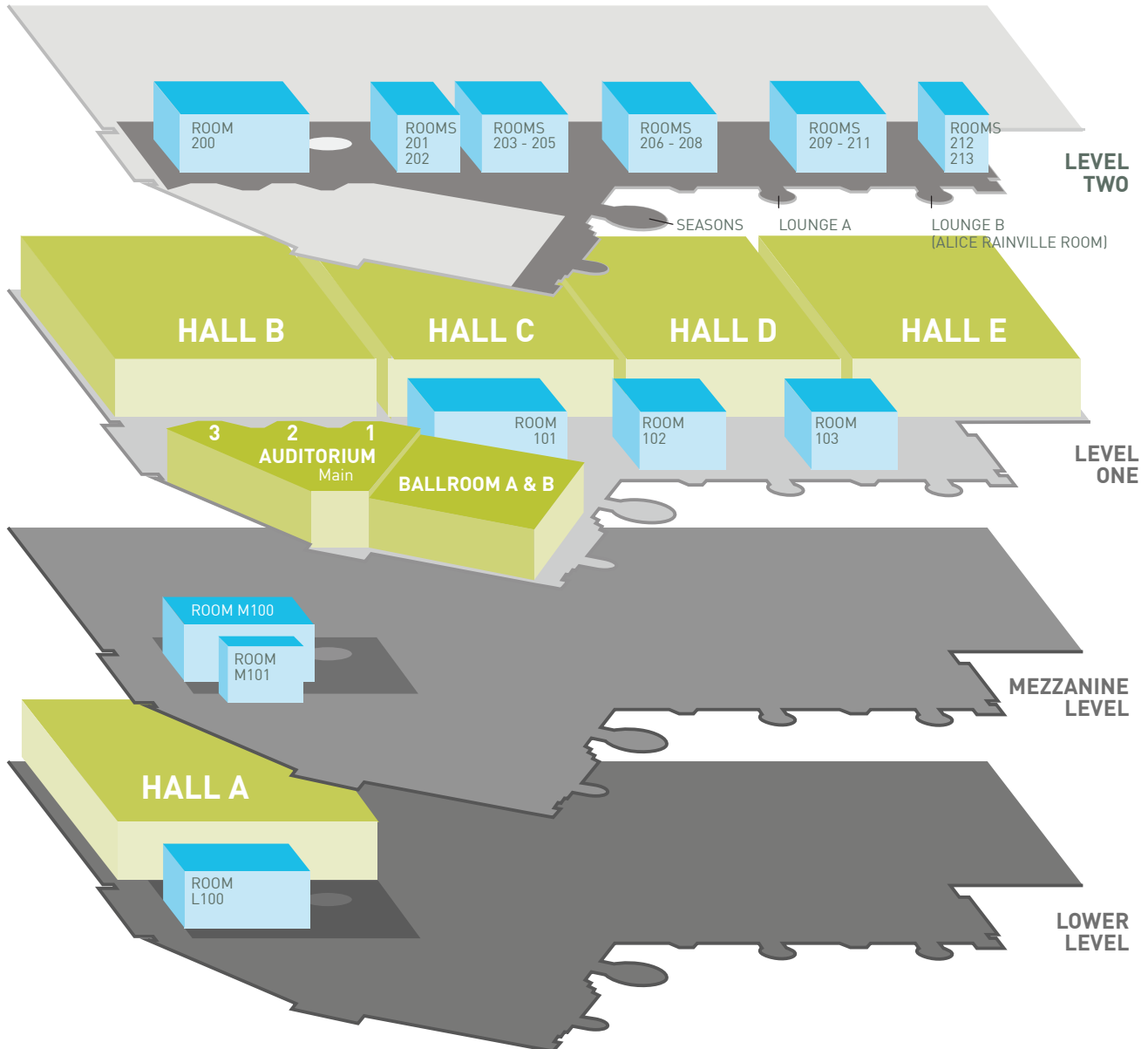
MEETING ROOM INFORMATION

FEATURES

- ▶ Audio panels provide microphone and A/V input access, volume control, local record outputs and background music
- ▶ Fully baffled walls ensure minimal sound penetrations
- ▶ 87 column-free rooms handle up to 100 lbs. per sq. ft.

LIGHTING

- ▶ Dimmable incandescent and fluorescent lighting up to 40 foot-candles with eight preset lighting configurations



BALLROOM INFORMATION

STAGE

- ▶ 36'-52" x 27' x 4' with 40' x 16' proscenium
- ▶ Theatrical trusses and 1,000 lb. rigging points
- ▶ Front and backstage are fully accessible for disabled visitors
- ▶ Two dressing rooms feature lighted dressing vanities

FREIGHT ACCESS

- ▶ 7'-10" x 7'-8" for easy loading
- ▶ No dock above grade

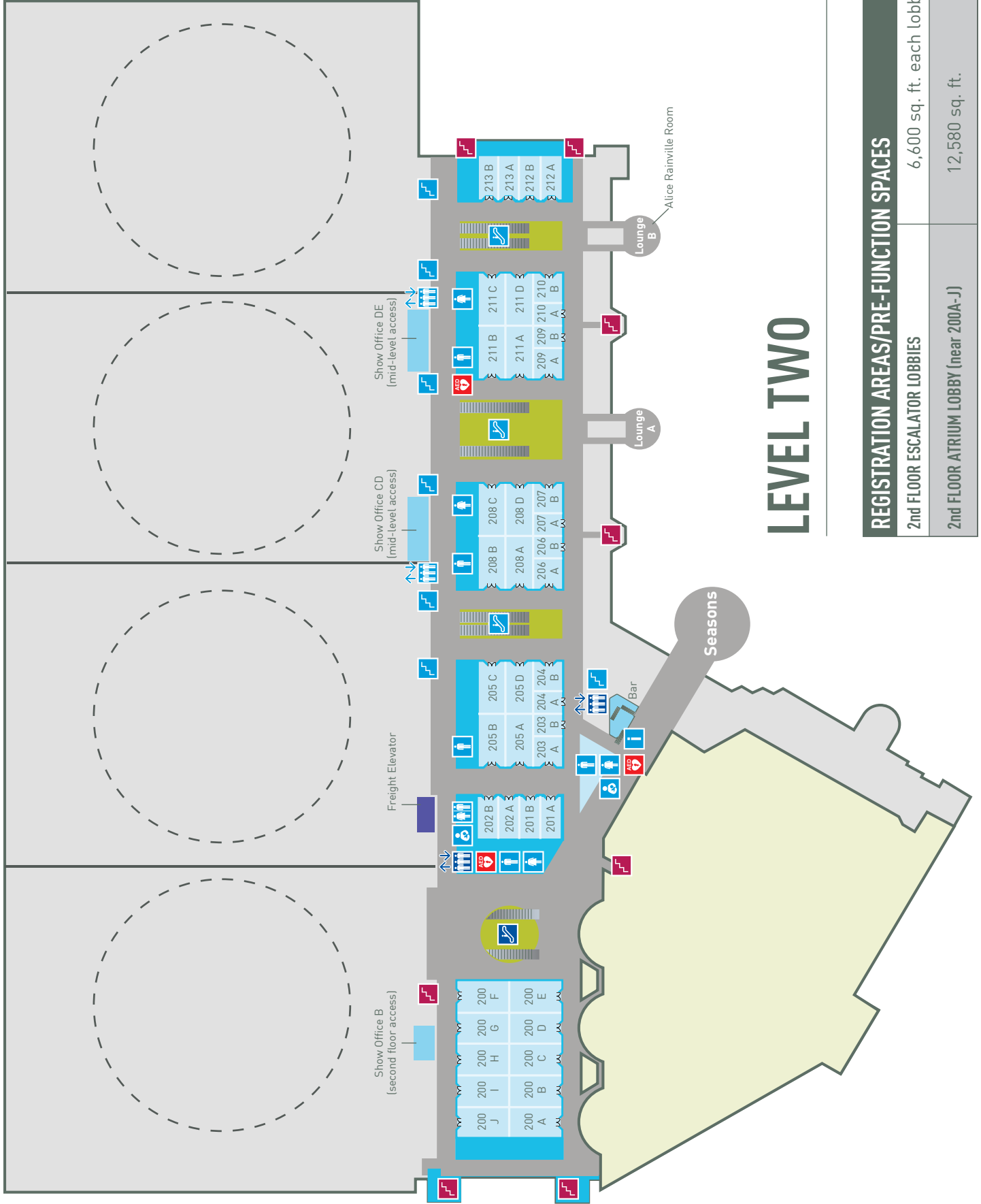
UTILITIES

- ▶ 120/208-volt, 60-amp service accessible via three floor boxes

LIGHTING

- ▶ Incandescent downlighting available up to 70 foot-candles





LEVEL TWO

| REGISTRATION AREAS/PRE-FUNCTION SPACES | |
|--|--------------------------|
| 2nd FLOOR ESCALATOR LOBBIES | 6,600 sq. ft. each lobby |
| 2nd FLOOR ATRIUM LOBBY (near 200A-J) | 12,580 sq. ft. |

LEVEL TWO MEETING ROOMS

| Area | Square Feet | Dimensions (Feet, L x W) | Ceiling Height | Theater Capacity | Classroom Capacity | Banquet Capacity | Reception | 10' x 10' Booths |
|--|-----------------|--------------------------|------------------------------|------------------|--------------------|------------------|--------------|------------------|
| 200 A-J (each section) | 12,305 1,187 | 84' x 147' 42' x 29' | 14' (12.5" to light fixture) | 1,849 148 | 1,928 72 | 910 60 | 1,367 135 | 62 - |
| 201 A-B (each section) | 1,248 612 | 39' x 32' 19' x 32' | 14' 14' | 140 68 | 72 40 | 60 30 | 140 69 | - - |
| 202 A-B (each section) | 1,248 612 | 39' x 32' 19' x 32' | 14' 14' | 140 68 | 72 40 | 60 30 | 140 69 | - - |
| 203 A-B (each section) | 1,036 525 | 25' x 42' 25' x 21' | 16' 16' | 135 50 | 56 24 | 60 20 | 116 58 | - - |
| 204 A-B (each section) | 1,048 520 | 25' x 42' 25' x 21' | 16' 16' | 135 50 | 56 24 | 60 20 | 116 58 | - - |
| 205 A-D (each section) | 4,386 1,068 | 51' x 86' 25' x 43' | 16' 16' | 648 140 | 320 56 | 280 60 | 480 119 | - - |
| 206 A-B (each section) | 1,048 520 | 25' x 42' 25' x 21' | 16' 16' | 135 50 | 56 24 | 60 20 | 116 58 | - - |
| 207 A-B (each section) | 1,046 518 | 25' x 42' 25' x 21' | 16' 16' | 135 50 | 56 24 | 60 20 | 116 58 | - - |
| 208 A-D (each section) | 4,400 1,070 | 51' x 86' 25' x 43' | 16' 16' | 648 140 | 320 56 | 280 60 | 490 119 | - - |
| 209 A-B (each section) | 1,042 518 | 25' x 42' 25' x 21' | 16' 16' | 135 50 | 56 24 | 60 20 | 116 58 | - - |
| 210 A-B (each section) | 1,042 518 | 25' x 42' 25' x 21' | 16' 16' | 135 50 | 56 24 | 60 20 | 116 58 | - - |
| 211 A-D (each section) | 4,400 1,065 | 51' x 86' 25' x 43' | 16' 16' | 648 140 | 320 56 | 280 60 | 489 119 | - - |
| 212 A-B (each section) | 1,248 612 | 39' x 32' 19' x 32' | 14' 14' | 140 68 | 72 40 | 60 30 | 139 67 | - - |
| 213 A-B (each section) | 1,248 612 | 39' x 32' 19' x 32' | 14' 14' | 140 68 | 72 40 | 60 30 | 139 67 | - - |
| Seasons | 2,454 | 56' dia. | 20' | - | - | 400 | 500 | - |
| Lounge A & B Alice Rainville Rm. | 1,085 | 37' dia. | 23' | - | - | 70 | 100 | - |
| Show Office B | 499 | 16'8" x 29'11" | 9' | - | - | - | - | 12,580 sq. ft. |
| Show Office CD* | 728 | 59' x 12'4" | 8'10" | - | - | - | - | 6,600 sq. ft. |
| Show Office DE* | 694 | 56'8" x 12'3" | 8'10" | - | - | - | - | - |

LEGEND

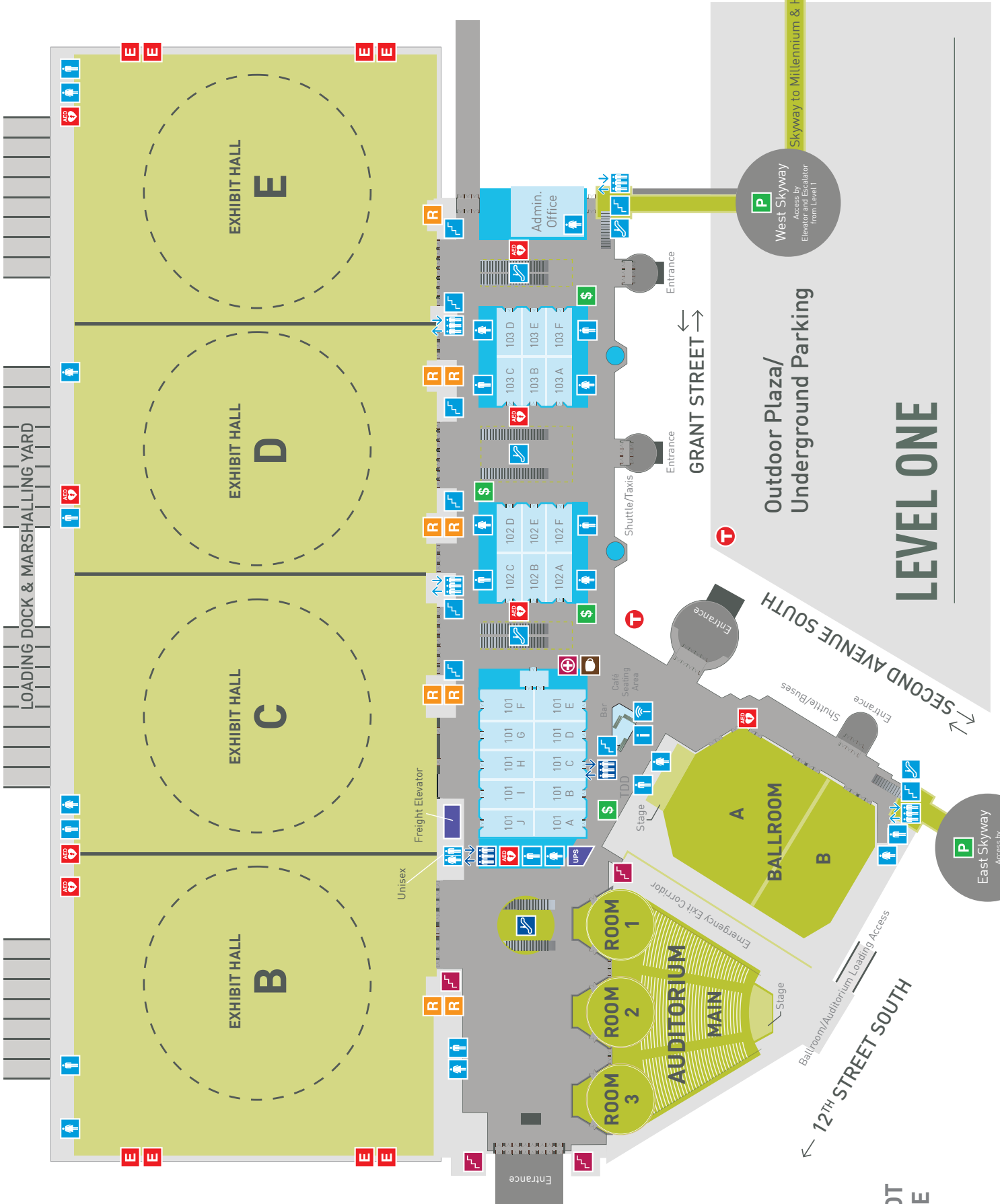


REGISTRATION AREAS / PRE-FUNCTION SPACES

| | |
|---------------------------------|----------------|
| 2nd Floor Atrium (near 200 A-J) | 12,580 sq. ft. |
| 2nd Floor Escalator Lobbies | 6,600 sq. ft. |

* Located mid-level between Level One and Level Two, accessible by elevators and stairs

FIRST AVENUE SOUTH →



← THIRD AVENUE SOUTH →

IMAGE NOT TO SCALE

PARKING

LEVEL ONE

Outdoor Plaza/
Underground Parking

Skyway to Millennium & Hyatt Hotels

West Skyway
Access by
Elevator and Escalator
from Level 1

← Skyway to Ivy, Hilton and Downtown Hotels

East Skyway
Access by
Elevator and Escalator
from Level 1

LEVEL ONE EXHIBIT HALLS

| Area | Square Feet | Dimensions (Feet, L x W) | Ceiling Height | Theater Capacity | Classroom Capacity | Banquet Capacity | 10' x 10' Booths |
|-----------|-------------|--------------------------|----------------|------------------|--------------------|------------------|------------------|
| Halls B-E | 376,200 | 300' x 1,140' | 30-85' | N/A | N/A | N/A | 2,090 |
| Hall B | 99,000 | 300' x 300' | 30-85' | 7,500 | 5,000 | 6,000 | 554 |
| Hall C | 99,000 | 300' x 300' | 30-85' | 7,500 | 5,000 | 6,000 | 554 |
| Hall D | 79,200 | 300' x 240' | 30-85' | 5,500 | 4,000 | 5,270 | 440 |
| Hall E | 99,000 | 300' x 300' | 30-85' | 7,500 | 5,000 | 6,000 | 554 |

BALLROOM A & B

| Area | Square Feet | Dimensions (Feet, L x W) | Ceiling Height | Theater Capacity | Classroom Capacity | Banquet Capacity | Reception | 10' x 10' Booths |
|--------------|-------------|--------------------------|----------------|------------------|--------------------|------------------|-----------|------------------|
| Ballroom A-B | 27,522 | 139' x 198' | 30' | 3,500 | 2,144 | 1,890 | 3,111 | 150 |
| Ballroom A | 18,070 | 139' x 130' | 30' | 2,500 | 1,360 | 1,260 | 2,011 | 92 |
| Ballroom B | 9,452 | 139' x 68' | 30' | 1,000 | 704 | 630 | 1,056 | 48 |

LEVEL ONE MEETING ROOMS

| Area | Square Feet | Dimensions (Feet, L x W) | Ceiling Height | Theater Capacity | Classroom Capacity | Banquet Capacity | Reception | 10' x 10' Booths |
|--------------------------------|-----------------|--------------------------|----------------|------------------|--------------------|------------------|--------------|------------------|
| 101 A-J (each section) | 14,948 1,447 | 101' x 148' 50' x 29' | 18' 18' | 2,184 209 | 1,160 108 | 1,040 80 | 1,660 165 | 78 - |
| 102 A-F/103 A-F (each section) | 6,615 1,065 | 86' x 77' 43' x 25' | 16' 16' | 1,000 141 | 512 56 | 420 60 | 735 118 | 38 - |

AUDITORIUM

| | Max. Thtr. Capacity |
|---------------------------|---------------------|
| Auditorium (all sections) | 3,433 |
| Auditorium Main | 2,143 |
| Auditorium Rooms 1, 2, 3 | 428 each room |

REGISTRATION AREAS / PRE-FUNCTION SPACES

| | |
|--------------------|---------------------------------------|
| Auditorium/Lobby B | 23,770 sq. ft. |
| Lobbies C and E | 9,648 sq. ft. (67' x 144') each lobby |
| Lobby D | 9,648 sq. ft. (83' x 144') |
| Ballroom Lobby | 18,145 sq. ft. |

LEGEND



Restrooms



Escalators (Levels 1 & 2)



Escalators (All Levels)



Elevators (Levels 1 & 2)



Elevators (All Levels)



Stairs (Levels 1 & 2)



Emergency Stairs



Automated External Defibrillator



Business Center



Coffee Shop/Café



Visitor Information Center



Refreshments



Emergency Exit



ATM



Wi-Fi Available in Public Lobbies



Parking



First Aid



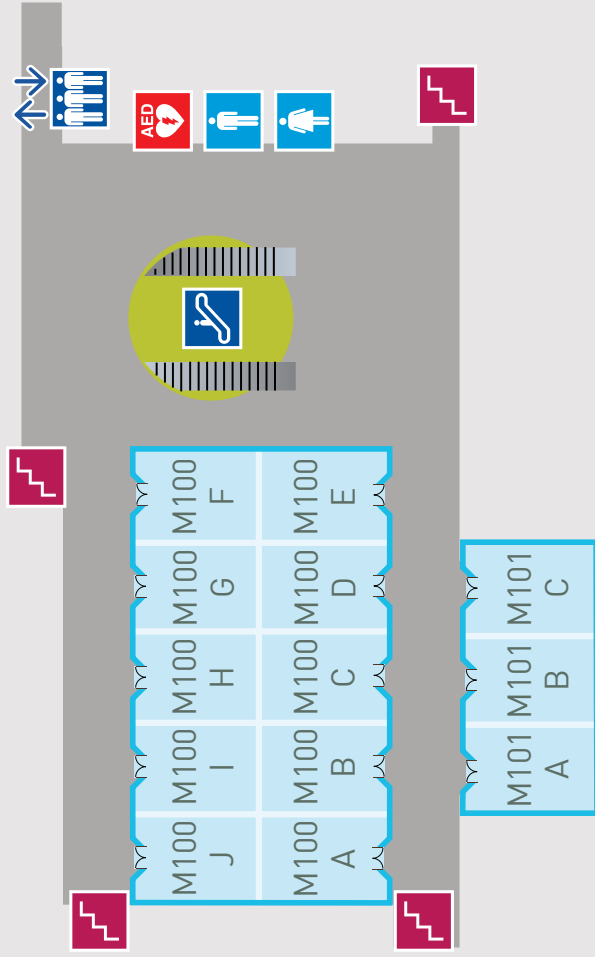
Nicollet Mall
FREE Shuttle
Bus Stop

MEZZANINE MEETING ROOMS







| Area | Square Feet | Dimensions (Feet, L x W) | Ceiling Height | Theater Capacity | Classroom Capacity | Banquet Capacity | Reception | 10' x 10' Booths |
|-------------------------|-----------------|--------------------------|------------------------------|------------------|--------------------|------------------|--------------|------------------|
| M100 A-J (each section) | 12,201 1,176 | 83' x 29' 42' x 28' | 12' (10"5" to light fixture) | 1,849 148 | 928 72 | 910 60 | 1,366 132 | 62 N/A |
| M101 A-C (each section) | 3,420 1,140 | 38' x 90' 38' x 30' | 12' 12' | 507 147 | 236 72 | 240 60 | 377 124 | - - |

REGISTRATION AREA / PRE-FUNCTION SPACE

Mezzanine Lobby 11,200 sq. ft.



LEGEND

-  Restrooms
-  Escalators (All Levels)
-  Elevators (All Levels)
-  Stairs (Levels 1 & 2)
-  Emergency Stairs
-  Automated External Defibrillator

MEZZANINE LEVEL

EXHIBIT HALL A / BALLROOM

| Area | Square Feet | Dimensions (Feet, L x W) | Ceiling Height | Theater Capacity | Classroom Capacity | Banquet Capacity | Reception | 10' x 10' Booths |
|-------------------------|-------------|--------------------------|----------------|------------------|--------------------|------------------|-----------|------------------|
| Exhibit Hall A | 99,000 | 300' x 299'6" | 29'10" | 7,000 | 5,000 | 6,000 | 10,000 | 554 |
| Exhibit Hall A Ballroom | 54,550 | 183' x 299' | 29'10" | 5,000 | 3,200 | 3,360 | 4,800 | 300 |

LOWER LEVEL MEETING ROOMS

| Area | Square Feet | Dimensions (Feet, L x W) | Ceiling Height | Theater Capacity | Classroom Capacity | Banquet Capacity | Reception | 10' x 10' Booths |
|--------------|-------------|--------------------------|------------------------|------------------|--------------------|------------------|-----------|------------------|
| L100 A-J | 14,847 | 101' x 147' | 18' | 2,184 | 1,160 | 1,040 | 1,652 | 75 |
| Each Section | 1,450 | 50' x 29' | 16'8" to light fixture | 193 | 96 | 80 | 160 | N/A |

LEGEND

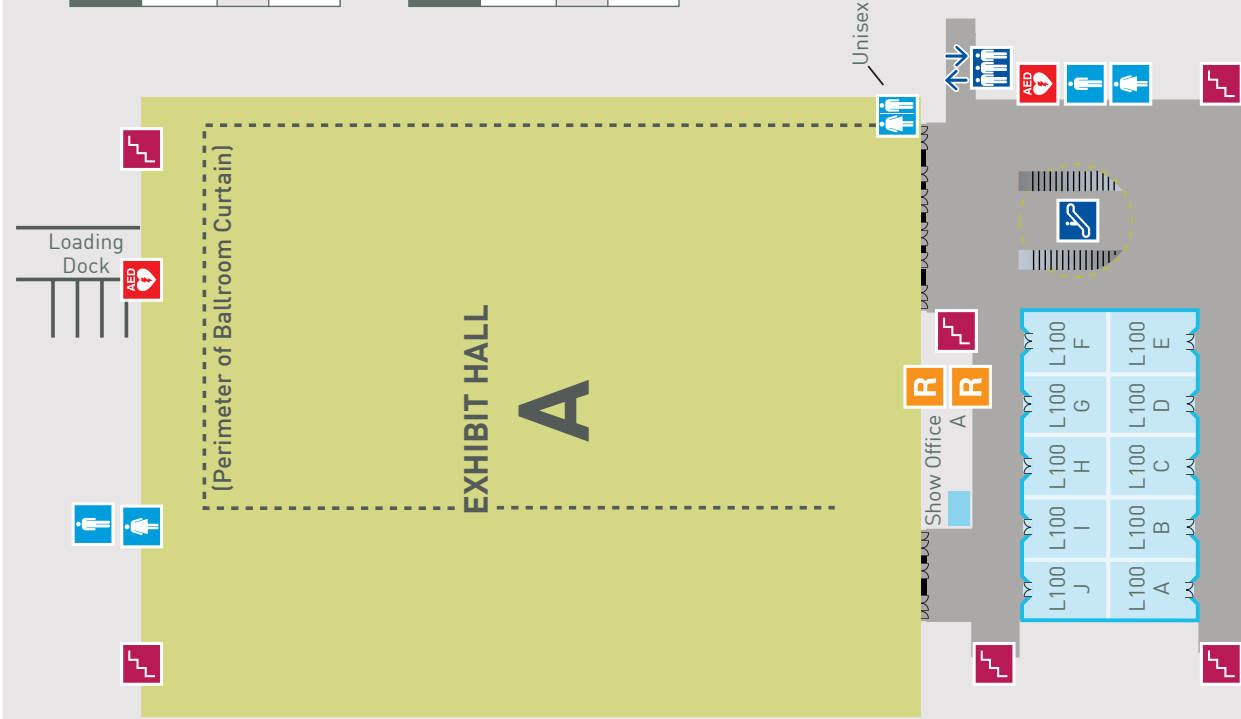
- Restrooms
- Escalators (All Levels)
- Elevators (All Levels)
- Stairs (Levels 1 & 2)
- Emergency Stairs
- Automated External Defibrillator
- Refreshments

REGISTRATION AREA / PRE-FUNCTION SPACE

Lower Level Lobby 12,580 sq. ft.

SHOW OFFICE A

| Square Feet | Dimensions (Feet) | Ceiling Height |
|-------------|-------------------|----------------|
| 281' | 30'2" x 9'4" | 9'4" |



LOWER LEVEL

